

Radium Reports

Radium Reports is a Milestone XProtect® MIP Plugin providing the ability to create multiple reports from any log source integrated with the Milestone Log Server, including third party log sources. It has advanced filtering and sends a daily, weekly or monthly email to an email address configured, for complete auditability for the site you want to monitor.

Go to www.radium.com for a test drive

Milestone Express+, Professional+, Expert, Corporate 2019 R3 or higher must be installed and working.

Windows LTSC, Windows 10 Pro, Server 2012 R2, Server 2016, Server 2019 support.

Setting up Milestone Management Server details as well as SMTP emails details for automated emails.

REPORT CONFIGURATION

Milestone Management Server details

Server address: localhost

Authentication type: Basic Authentication

Username: Radium

Password: *****

Test Milestone connection

Email settings

From address: reports@radinium.com

To address: vivian@radinium.com

Subject: Milestone Reports

SMTP Security: Cleartext

SMTP Host: mail.radium.com

SMTP Port: 587

SMTP Username: reports@radinium.com

SMTP Password: *****

Save configuration

Send test email

Select the Report Type:

- System:** All Milestone System logs.
- Audit:** All Milestone Audit logs.
- Rules:** All logs generated in the Milestone Rule Engine environment. Fully integrated into Milestone Rules.

Logo: Add your logo to the report.

Reports

Rules Reports

New report

Delete report

Report title: Rules Reports

Report type: System

Filter by severity: System, Audit, Rules

Filter by category: All

Frequency of report: Daily


Save report

Save and send test report

Logo

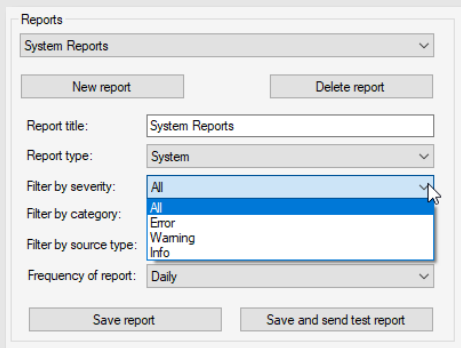
Select report logo:

Browse...



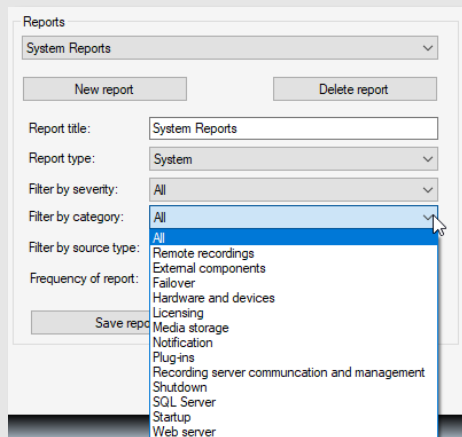

SYSTEM REPORTS

Make your selections to define and filter system reports. Select the frequency (Daily, Weekly or Monthly) how your report must be sent. Give your report a name and save.



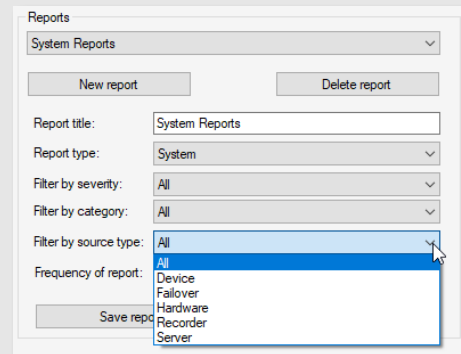
Filter by severity

Select all or between Errors, Warnings or information



Filter by category

Select all or individual categories available

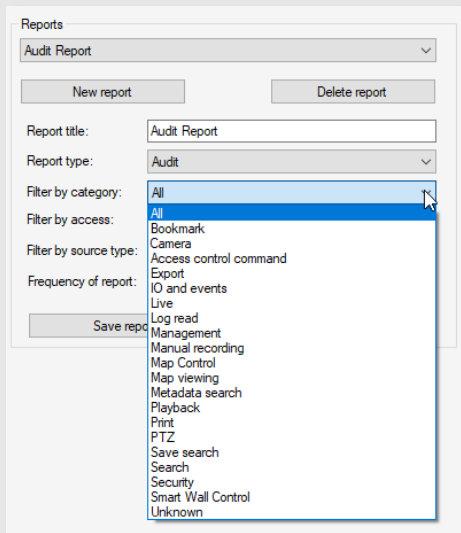


Filter by source type

Select all or individual sources

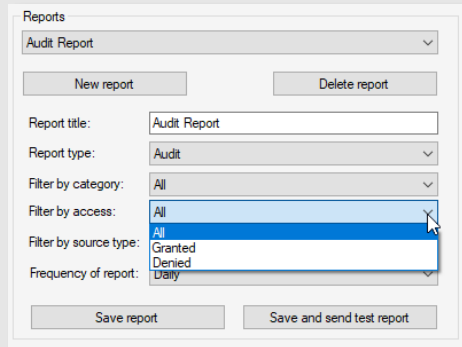
AUDIT REPORTS

Make your selections to define and filter audit reports. Select the frequency (Daily, Weekly or Monthly) how your report must be sent. Give your report a name and save.



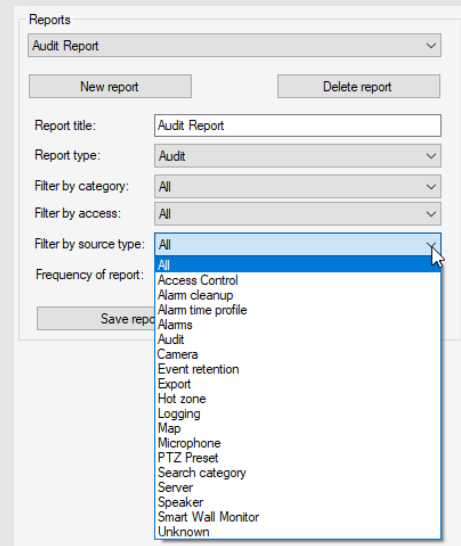
Filter by category

Select all or individual categories available



Filter by access

Select All, Granted or Denied Access



Filter by source type

Select all or individual sources

radinium.com

RULES NEED NOT BE BROKEN

